


# Key2Benefits




## Access your Key2Benefits card information to

Enter the first 9 (nine) digits of your Key2Benefits card number in order to access the cardholder website. You will then be directed to our secure cardholder website. Here you will be required to create your own cardholder user ID and set a unique password to securely access your Key2Benefits card transaction details and information.

**FIRST 9 DIGITS OF YOUR CARD**

Remember me


**Submit**



For questions about your Key2Benefits card, visit the [FAQ?](#) for answers or contact us at 1-866-295-2955

Enter the first 9 digits of your card number.

# Key2Benefits



## Welcome to Key2Benefits - Log In to Your Account

User ID

Password

If you have questions about your account or this website, please contact us.

System use is for authorized individuals only. Unauthorized use is strictly prohibited.

[New User? Enroll Now!](#) [>> Continue](#)

[Forgot Your User ID?](#)


[Forgot Your Password?](#)

[Contact Us](#) | [Terms & Conditions](#) | [FAQ](#) | [Privacy Policy](#) | [Fee Disclosure](#)

Copyright © 2014 FIS and/or its subsidiaries. All Rights Reserved.

First time users will be required to enroll.

# Key2Benefits




## Card Enrollment

Enter your card information in the fields below and click Continue.

Card Number

PIN



Enter the code as it appears in the shaded area.


 

[Cancel](#) [>> Continue](#)

Enter your 16 digit card number, PIN (selected during the activation process) and confirm the code displayed on the screen.

# Key2Benefits – Enrollment & Log On

[www.key2benefits.com](http://www.key2benefits.com)



### Forgot Password

Please enter your User ID and a new Password.

User ID  10 to 24 characters

Password

Retype Password

**Password Requirements**


10 to 63 characters

Must include characters from three of the following four categories;

- upper case letter,
- lower case letter,
- number,
- special character. [Example: #,\$,&]

[Cancel](#) [>> Continue](#)


Select a user ID and password for future logons.



### Enroll In Your Account


An extra layer of security is needed to complete this request.

#### Security Questions

 When you continue, we will ask you to select security questions and answer the questions. [Learn More](#)

[Cancel](#) [>> Continue With Security Questions](#)

You will be prompted to set up security challenge questions.



### Enroll In Your Account

1. Select one question from each list.  
2. Enter your answer in the box below each question.

You must select 4 questions and enter an answer for each question.

Check here to have your answers hidden.

1.

2.

3.


4.

[Cancel](#) [>> Submit](#)

Select 4 challenge questions from drop down menus and provide the answers.

# Key2Benefits – Enrollment & Log On

[www.key2benefits.com](http://www.key2benefits.com)



**Key2Benefits**

---

**Card Enrollment**

---

Thank You!

In the future, when you log in we will ask for your User ID and Password.

To ensure the security of your data, we may also ask you to answer your security questions when you log in.

---

[Sign Off](#) [>> Proceed to your account](#)

You will see confirmation of your Key2Benefits.com enrollment.